# HOUSE TYPE A5

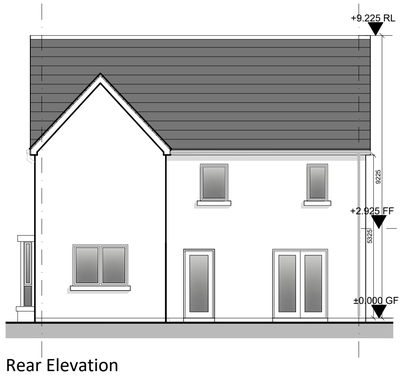


Rear Elevation

Main Side Elevation

Front Elevation

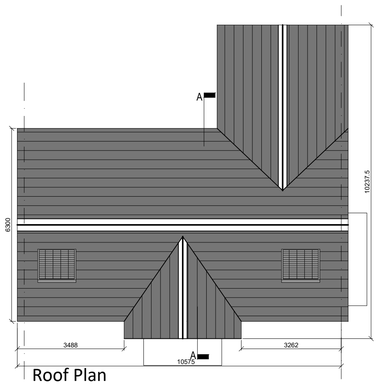

Roof Plan

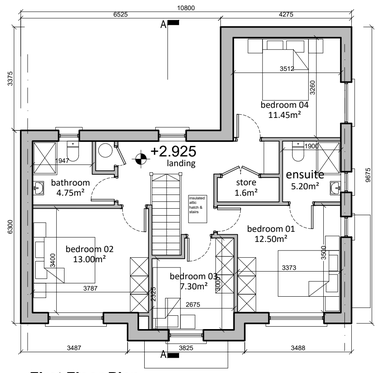


**First Floor Plan**
***Area - 69.97m²***
***Total -141.24m²***

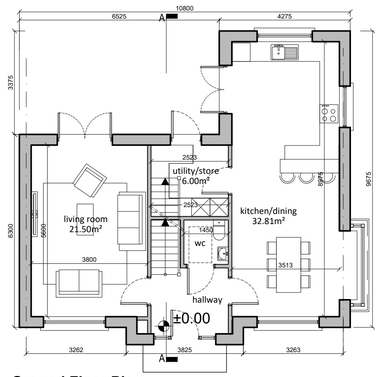


**Ground Floor Plan**
***Area - 71.27m²***
***Total -141.24m²***

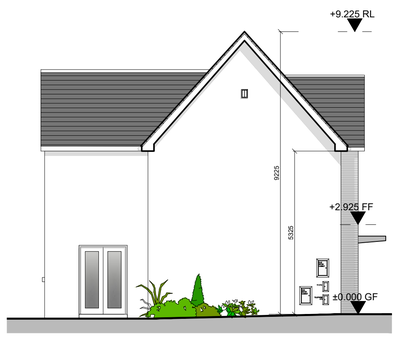


Side Elevation

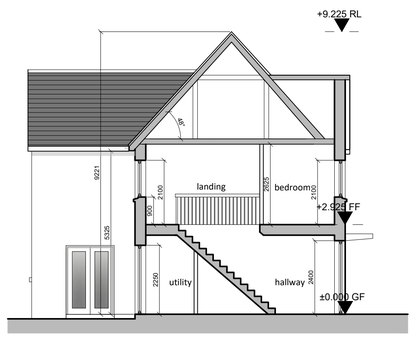


Section A-A

**NOTE:**
Do not scale from this drawing, written dimensions only to be used. This drawing is for planning purposes only & not for construction. Levels shown are for information purposes only & may not relate to O.S. Malin Head Datum.
For actual O.S. Malin Head Datum always refer to the Site Layout Plan.
DDA Architects Ltd. retain copyright and ownership of this design which is not transferable.

**MATERIALS :**

| | |
|---|---|
| **ROOF** | SELECTED BLUE/BLACK CONCRETE ROOF TILES. SOLAR PANELS, TO SPECIALIST'S SPECIFICATIONS AND DETAILS, IN COMPLIANCE WITH PART L, TGD. PANELS TO BE LOCATED AT BOTH SIDES OF ROOF IF HOUSE IS NOT SOUTH FACING. |
| **WALLS** | SELECTED BRICK OR SELF COLOUR RENDERED BLOCK WORK. |
| **WINDOWS** | SELECTED U-PVC OR TIMBER DOUBLE GLAZED WINDOWS. |
| **FRONT DOOR** | TIMBER FINISH DOOR WITH DOUBLE GLAZED VISION PANELS. |
| **RAIN WATER GOODS** | U-PVC OR TIMBER FASCIA AND SOFFITT WITH U-PVC OR ALUMINIUM POWDER COATED GUTTERS & DOWN PIPES |
| **CANOPY** | ALUMINIUM CLAD CANOPY. |
| **CAPPING, WINDOW SURROUNDS & CILLS** | RECONSTITUTED STONE WITH WRAP AROUND D.P.C. & INSULATION BEHIND. |

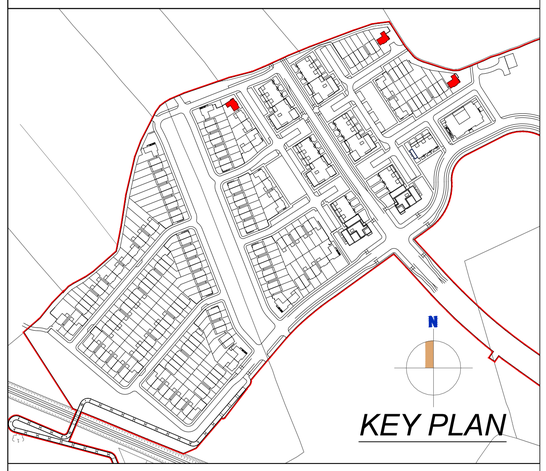


# HOUSE TYPE A5

## *4 BED DETACHED HOUSE* 141.0 m²

REVISIONS

| REV | DATE | | DRAWN |
|---|---|---|---|
| - | - | - | - |
| - | - | - | - |
| - | - | - | - |
| - | - | - | - |
| - | - | - | - |
| - | - | - | - |
| - | - | - | - |
| - | - | - | - |

DDA DUIGNAN | DOOLEY
ARCHITECTS AND PLANNING CONSULTANTS
62 BRIGHTON SQUARE, DUBLIN 6
TEL : 00 353 (1) 490 0499
EMAIL : info@ddaarch.ie
WEB : www.ddaarch.ie

RIAI

THIS DRAWING IS COPYRIGHT ©
FIGURED DIMENSIONS ONLY TO BE USED

| | | | |
|---|---|---|---|
| STATUS: PLANNING | | | |
| CLIENT : SHANNON HOMES DROGHEDA LTD - | PROJECT TITLE : COLP WEST SHD DROGHEDA | | CKD: PD |
| DRAWING TITLE : HOUSE TYPE A5 FLOOR PLANS, ELEVATIONS & SECTIONS | DRAWING NUMBER : 19-001-P-2.040 | | REV: - |
| DRAWN : MA | CKD : PD | DATE : OCT 2019 | SCALE : 1:100@A1; 1:200@A3 |